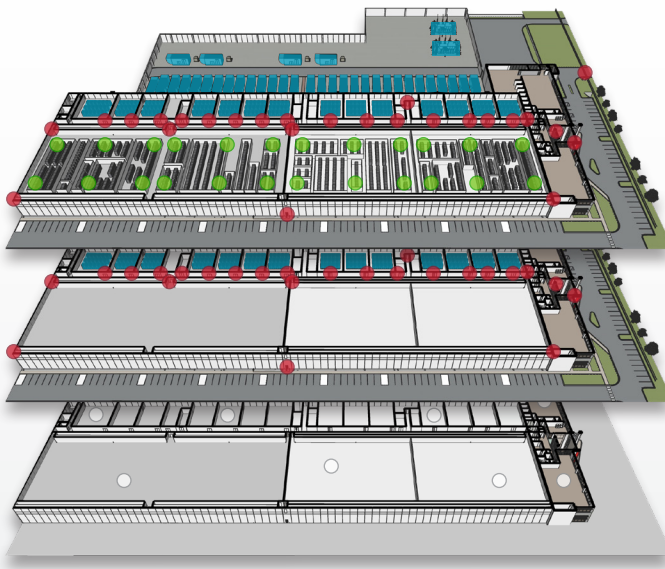





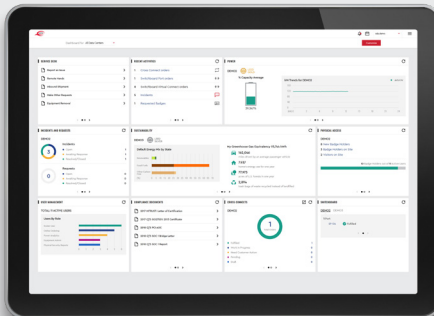
## Real-time Service Delivery Platform (SDP)



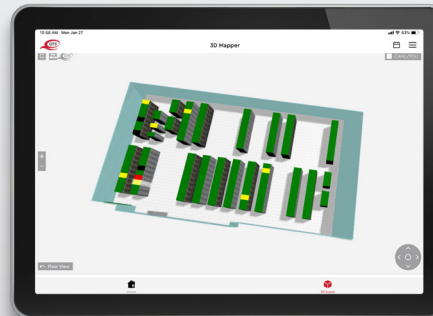
We build a live, interactive, real-time digital model of your environment. Using facility CAD drawings as the foundation, we add layers of critical electrical, security, power, sensor, and asset data enabling a holistic view of how your environment is operating, on-demand.



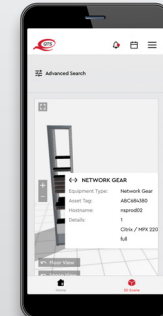
Comprised of a suite of 3D visualization and digital apps, clients gain unprecedented visibility and access to infrastructure data; ability to order connectivity services in minutes; on-demand oversight and control of deployments from one fully-integrated platform.



Personalized, dynamic dashboard



Visualize your QTS space in 3D in real time



QTS Mobile App for Android and iOS mobile devices



## SDP Apps



### New! 3D Mapper Visualization

**Visualize Floor & Cabinets | Space Planning | Power Capacity Planning | Locate Assets**

We build a dynamic, real-time digital model of your QTS data center environment.

### Customize Your SDP Dashboard

Dashboard displays a real-time snapshot of key deployment metrics and operational information with drill down capabilities. SDP helps you identify root causes such as primary and redundant circuits that are drawing more than 80%.

### Power Analytics

**Capacity Planning | Space Allocation | Circuit & Pole Balancing | Forecasting**

Energy is one of the most expensive costs at the data center; optimizing power distribution is key. With access to accurate, real-time power draw by location, suite, cage, rack, circuit and even pole levels, you have the insight to improve and validate actual-to-plan capacity, to optimize space and rack allocation, and to identify circuits and poles that may only need balancing.

### User Management

**Secure Site Access | Role-Based Users | Badge Management | Badge Usage Reports | Compliance Reports**

With SDP, Admins can easily grant and revoke site access and assign user permissions to SDP modules such as Service Desk, Power Analytics, Online Ordering and Asset Manager. Badging and on-site security systems are fully integrated providing systematic and immediate activation and deactivation of badges.

### Service Desk

**Ticket Management | Incident Reporting | Remote Hands | Data Center Services**

Managing day-to-day service tasks is simpler and quicker with new one-click shortcuts directly from the new SDP Dashboard. Use this self-service, centralized and automated system to keep your environment running optimally and to keep business moving forward every day.

### Order New Services

**Cross Connects | Cloud Connectivity | Data Center Connectivity | Connect to Carrier Hotels | Remote Hands Subscriptions**

Save time and deploy quicker by ordering cross connects, Switchboard ports and virtual connections, and service subscriptions online. Self-provision virtual connections to AWS, Azure and Google clouds, to 11 QTS data centers and to carrier hotels in minutes from one port and from one provider. Transparent, consistent pricing.

### Asset Manager

**Lifecycle Management | Inventory Reconciliation | Rack Allocation | Cable Mapping**

This intelligent self-service app removes the disarray of managing multiple internal spreadsheets and legacy knowledge by centralizing your physical and virtual assets in one place. Assign to rack elevation and view in 3D!

### Sustainability

QTS has set measurable, relevant and timely targets to reduce our carbon footprint supporting the clean energy industry and improving the lives of our global community for generations to come. Monitor your deployment's greenhouse gas equivalency on the SDP Dashboard.

